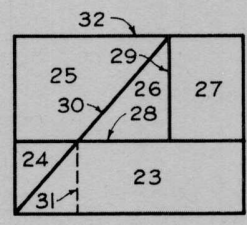
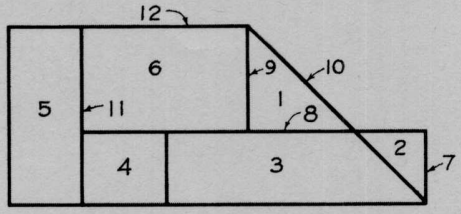
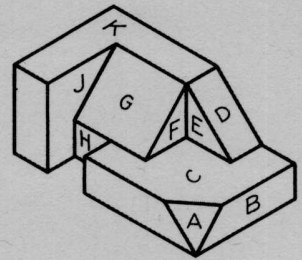
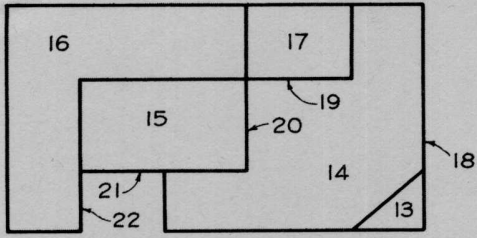
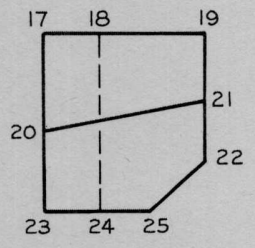
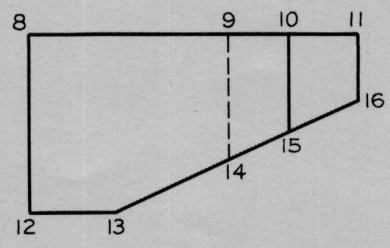
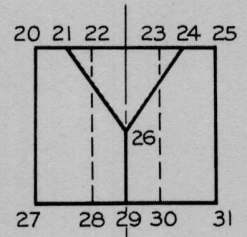
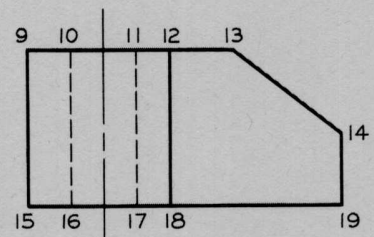
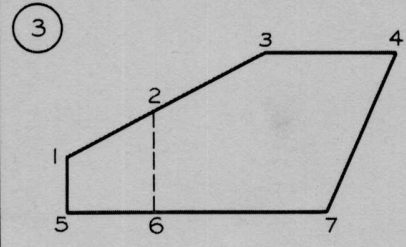
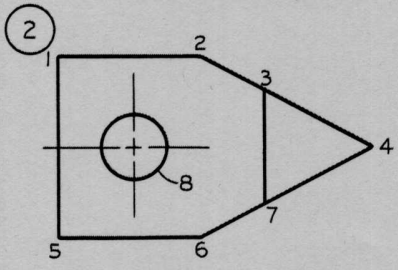


① In the table give numbers corresponding to letters



	TOP	FRONT	SIDE
A			
B			
C			
D			
E			
F			
G			
H			
J			
K			



Fill in tables

		TOP VIEW	FRONT VIEW	SIDE VIEW
PROB 2				EDGE 26-29
			EDGE 13	
			SURFACE 13-14	
				SURFACE 22-23-30-28
		SURFACE 6-4		
PROB 3			EDGE 15-16	
			SURFACE 12-13	
		EDGE 2-3		
				SURFACE 19-22
			SURFACE 13-16	

MULTIVIEW PROJECTION

DRAWN BY

FILE NO.

DRAWING  
7-1